


























Top-Performing FIA Accounts

Hypothetical Historical Performance of Indexed Allocations



HYPOTHETICAL HISTORICAL PERFORMANCE ANNUALIZED RATE OF RETURN	10 YEARS 31 Dec 2013-2023	15 YEARS 31 Dec 2008-2023	20 YEARS 31 Dec 2003-2023
 Ibexis A- • FIA Plus 7 • 7 years 1-Year S&P 500 PTP Cap with -15% Floor Reset: Annual • Floor: -15% • Cap: 23.75% • \$100K-\$1.5M	12.98% 9.77% 7.61%	11.27%	8.97%
 SILAC B+ • Denali 14 (Most States) • 14 years 1-Year S&P 500 PTP Participation Rate Reset: Annual • Participation rate: 72% • \$10K-\$1.0M	10.94% 9.57% 7.25%	10.1%	8.58%
 Oceanview A • Harbourview 10 • 10 years 1-Year S&P 500 PTP Cap Reset: Annual • Cap: 15% • \$20K-\$1.0M	10.78% 9.39% 7.89%	9.95%	8.88%
 MassMutual Ascend A++ • Index Protector 5 • No surrender 1-Year S&P 500 PTP Cap Reset: Annual • Cap: 14% • \$50K-\$0.2M	10.29% 8.92% 7.7%	9.51%	8.55%
 Lincoln A • Lincoln Flex Advantage 7 • 7 years 1-Year S&P 500 PTP Participation Rate Reset: Annual • Participation rate: 65% • \$100K-\$2.0M	9.84% 8.71% 6.63%	9.17%	7.78%
 Delaware Life A- • Growth Pathway 7 • 7 years 1-Year S&P 500 PTP Participation Rate Reset: Annual • Participation rate: 65% • \$100K-\$1.0M	9.9% 8.66% 6.56%	9.14%	7.76%
 Revol One B++ • Enduris FIA • 6 years 1-Year S&P 500 PTP Enhanced Participation Rate (EPAR) Reset: Annual • Participation rate: 30% • \$25K-\$1.0M	9.66% 8.49% 5.72%	8.98%	7.25%
 Corebridge (AIG) A • Power Index Advisory • No surrender 1-Year S&P 500 PTP Cap Reset: Annual • Cap: 12.5% • \$100K-\$2.0M	9.48% 8.2% 7.3%	8.76%	7.93%
 American National A • Strategy Indexed Annuity (ASIA) PLUS 10 • 10 years • 1% bonus 1-Year S&P 500 PTP Monthly Sum Cap Reset: Annual • Averaging: Monthly sum • Cap: 3.65% • \$5K-\$3.0M	10.37% 8.08% 5.86%	7.98%	7.36%
 Guaranty Income Life A- • WealthChoice 10 • 10 years 1-Year S&P 500 PTP Cap Reset: Annual • Cap: 12% • \$20K-\$1.0M	9.25% 8.05% 7.35%	8.62%	7.88%

HYPOTHETICAL HISTORICAL PERFORMANCE ANNUALIZED RATE OF RETURN	10 YEARS 31 Dec 2013-2023	15 YEARS 31 Dec 2008-2023	20 YEARS 31 Dec 2003-2023
 United Life A- • WealthChoice 10 • 10 years 1-Year S&P 500 PTP Cap Reset: Annual • Cap: 12% • \$20K-\$1.0M	9.25% 8.05% 7.35%	8.62%	7.88%
 Integrity Life A+ • Indextra Series 5 - Two • 5 years 1-Year S&P 500 PTP Cap Reset: Annual • Cap: 12% • \$15K-\$1.0M	9.19% 7.96% 7.11%	8.47%	7.69%
 Nassau B++ • Nassau Growth Annuity 10 (Group B) • 10 years 1-Year S&P 500 PTP Cap Reset: Annual • Cap: 11.75% • \$15K-\$1.0M	9.04% 7.84% 7.02%	8.32%	7.57%
 American Equity A- • FlexShield 10 • 10 years 1-Year S&P 500 PTP Cap with -15% Floor Reset: Annual • Floor: -15% • Cap: 17% • \$5K-\$1.5M	10.87% 7.72% 6.44%	9.08%	7.35%
 Atlantic Coast B++ • Retirement Plus Multiplier 5 • 5 years 1-Year S&P 500 PTP Cap Reset: Annual • Cap: 11.5% • \$5K-\$1.0M	8.89% 7.72% 6.92%	8.17%	7.45%
 Global Atlantic A • ForeAccumulation II 7 • 7 years 1-Year S&P 500 PTP Cap Reset: Annual • Cap: 11.35% • \$100K-\$1.0M	8.8% 7.64% 6.86%	8.08%	7.38%
 Americo Financial A • Ultimate One Index 9 • 9 years 1-Year S&P 500 PTP Participation Rate Reset: Annual • Participation rate: 56% • \$10K-\$1.0M	8.55% 7.48% 5.67%	7.9%	6.71%
 The Standard A • Index Select Annuity 7 • 7 years 1-Year S&P 500 PTP Cap Reset: Annual • Cap: 11% • \$100K-\$1.0M	8.56% 7.44% 6.69%	7.86%	7.19%
 National Western Life A • NWL Capital Solutions 10 MVA • 10 years 1-Year S&P 500 PTP Cap Reset: Annual • Cap: 11% • \$100K-\$1.5M	8.56% 7.44% 6.69%	7.86%	7.19%
 F&G A • Accumulator Plus 10 • 10 years 1-Year S&P 500 PTP Cap Reset: Annual • Cap: 10.75% • \$10K-\$2.5M	8.48% 7.38% 6.83%	7.87%	7.28%
 Athene A • Athene Performance Elite 7 • 7 years 1-Year S&P 500 PTP Cap Reset: Annual • Cap: 10.25% • \$10K-\$2.0M	8.05% 7% 6.33%	7.37%	6.8%

HYPOTHETICAL HISTORICAL PERFORMANCE ANNUALIZED RATE OF RETURN	10 YEARS 31 Dec 2013-2023	15 YEARS 31 Dec 2008-2023	20 YEARS 31 Dec 2003-2023
 EquiTrust B++ • MarketSeven Index • 7 years 1-Year S&P 500 PTP Monthly Sum Cap Reset: Annual • Averaging: Monthly sum • Cap: 3% • \$10K-\$2.0M	9.11% 6.96% 4.54%	6.63%	6.17%
 Clear Spring A- • Highlander 7 • 7 years 1-Year S&P 500 PTP Participation Rate Reset: Annual • Participation rate: 50% • \$5K-\$1.0M	7.65% 6.7% 5.08%	7.07%	6%
 Oxford Life A • Select 10 • 10 years 1-Year S&P 500 PTP Cap Reset: Annual • Cap: 9.7% • \$10K-\$0.5M	7.67% 6.68% 6.06%	7.01%	6.5%
 Ameritas Life A • Ameritas Accumulation 7 Index • 7 years 1-Year S&P 500 PTP Cap Reset: Annual • Cap: 9.15% • \$100K-\$0.2M	7.26% 6.32% 5.76%	6.63%	6.19%